



# TRAVIS PICKING

Matthew Moran

Basic pattern including variations including:

- 4 string pattern for chords rooted on the 5<sup>th</sup> string
- 5 string pattern for chords rooted on the 5<sup>th</sup> string
- 5 string pattern for chords rooted on the 6<sup>th</sup> string

Follow and download free music at:  
[MatthewMoranOnline.com](http://MatthewMoranOnline.com)





## **ABOUT THE GRAPHICS AND LESSON**

I provide the pattern for each chord structure (4 strings, rooted on the 5<sup>th</sup> string, 5 strings, rooted on the 5<sup>th</sup> string, and 5 strings, rooted on the 6<sup>th</sup> string) using a couple chords.

After that is a graphic for each string plucked in the pattern. That graphic includes the beat that the pluck takes place on.

I hope you find this helpful. If you have a question, do not hesitate to contact me. (use my website's contact form)

## **A LITTLE ABOUT ME**

I am a songwriter and the founder of Arrogant Sage, an Americana/Rock & Roll band based out of Los Angeles. I also create tutorials on recording, technology for artists and businesses, and other creative projects.


You can find out more at my website.

**Follow and download free music at:**

[MatthewMoranOnline.com](http://MatthewMoranOnline.com)



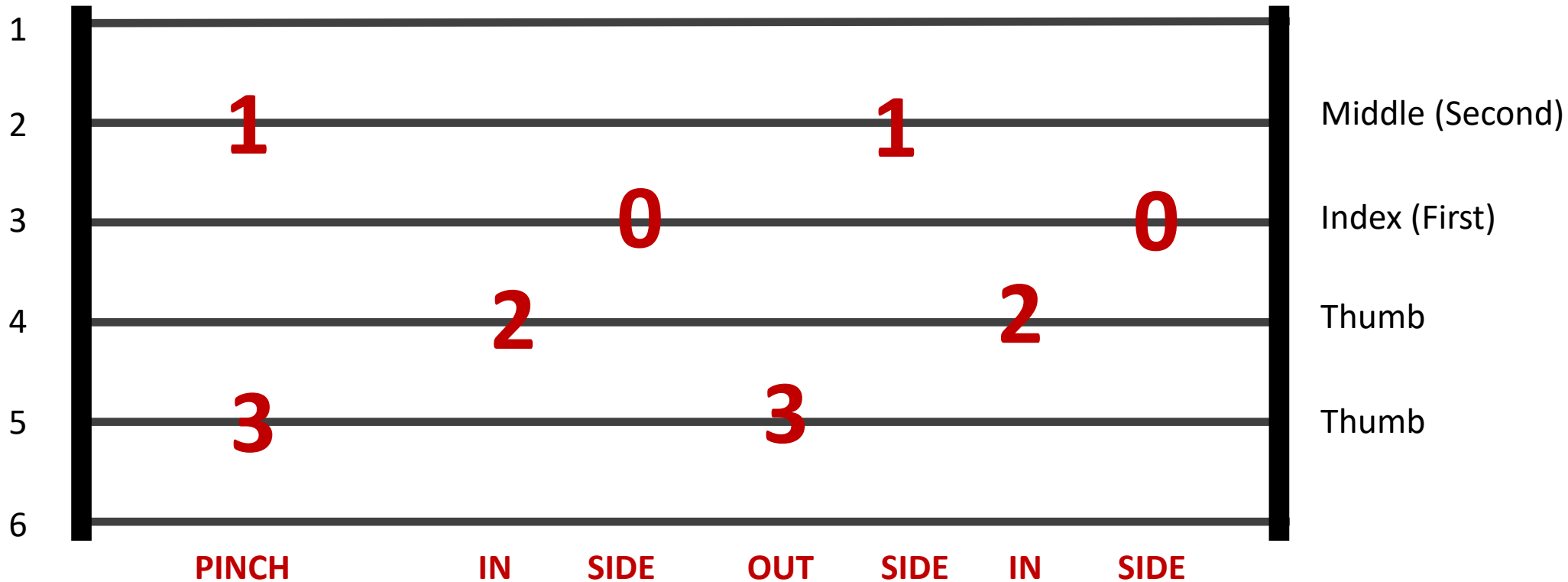




C open & Am open  
using inside 4 strings  
2 - 5

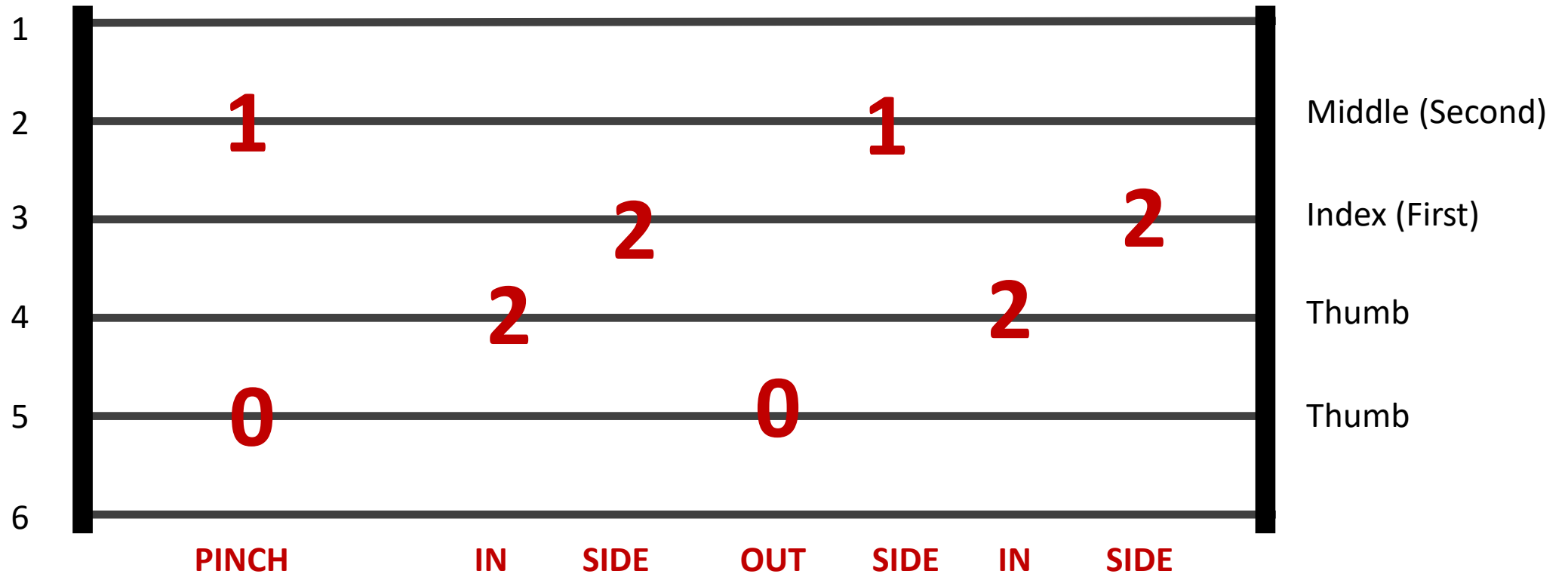
# C

BEAT: 1 & 2 & 3 & 4 &



# Am

BEAT: 1 & 2 & 3 & 4 &



# BEAT: 1 &







BEAT: 2 &



BEAT: 2 &



BEAT: **3** &




BEAT: 3 &



BEAT: 4 &



BEAT: 4 &



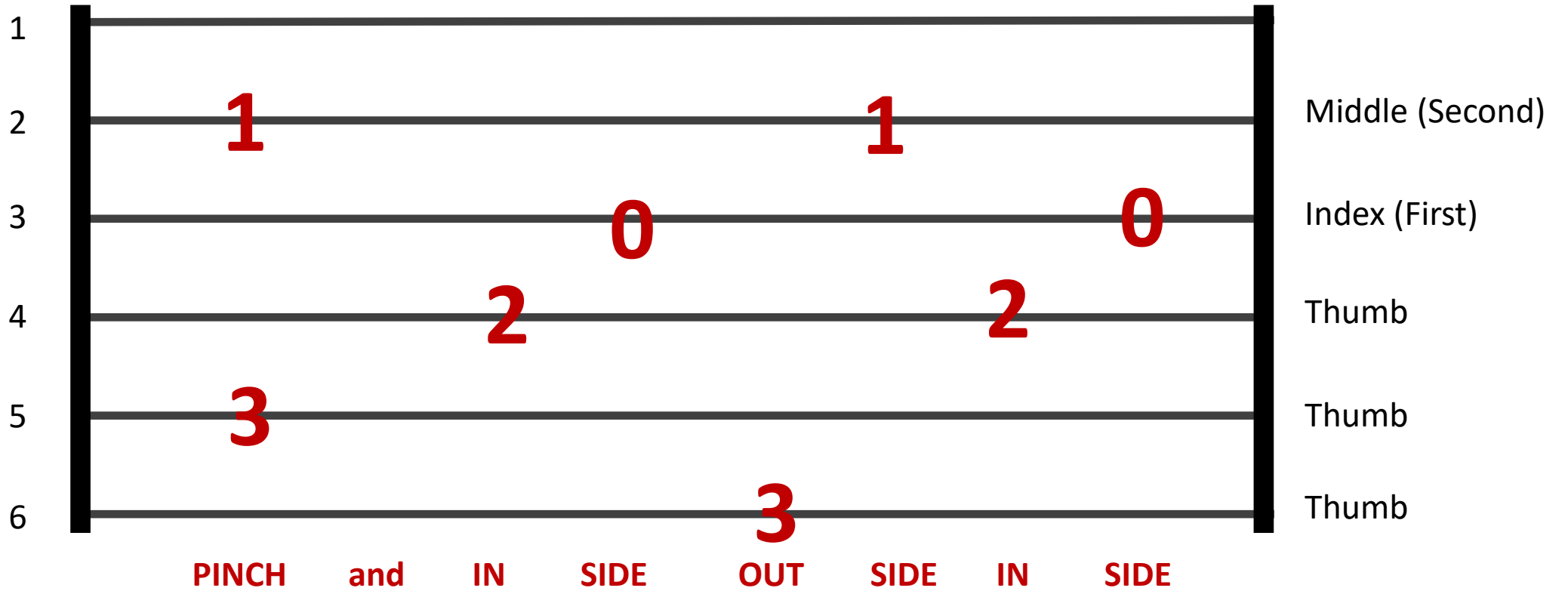


C open & Am open  
or any 5 string bar chord  
A or Am shape  
(B or Bm, etc.)



# C

BEAT: 1 & 2 & 3 & 4 &



# Am

BEAT: 1 & 2 & 3 & 4 &

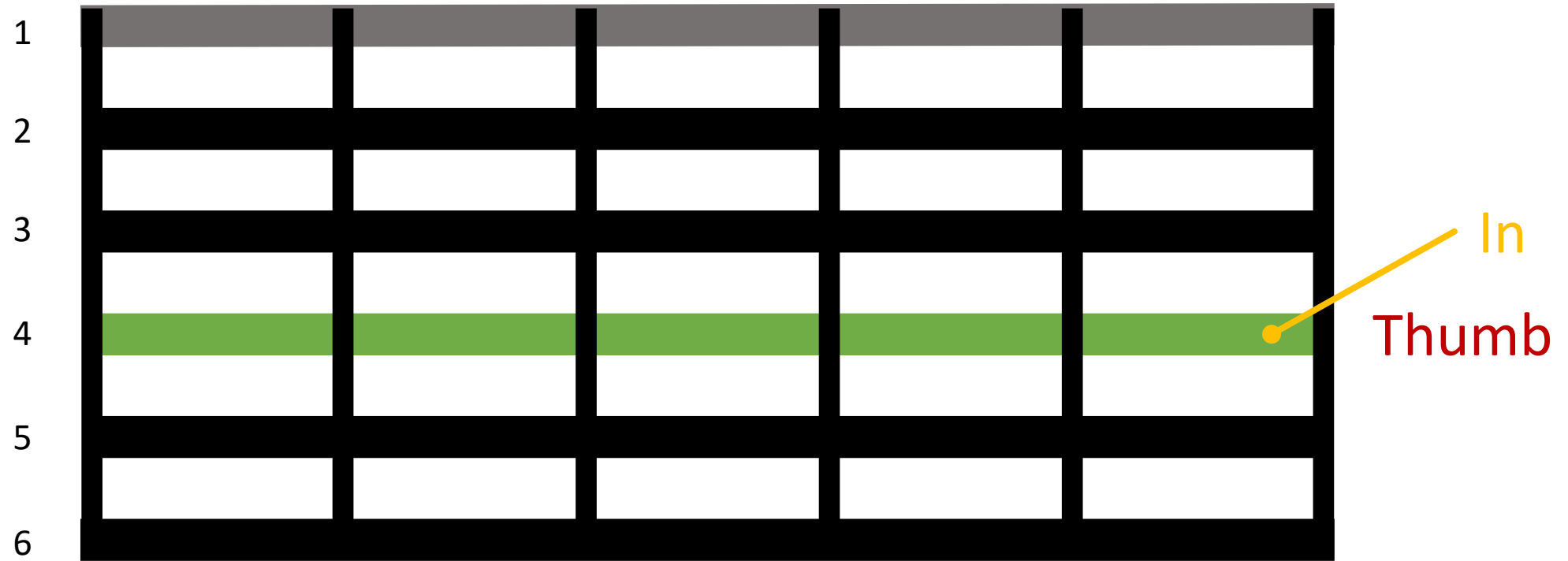
1  
2 Middle (Second)  
3 Index (First)  
4 Thumb  
5 Thumb  
6 Thumb

PINCH and IN SIDE OUT SIDE IN SIDE

# BEAT: 1 &



BEAT: 2 &




BEAT: 2 &



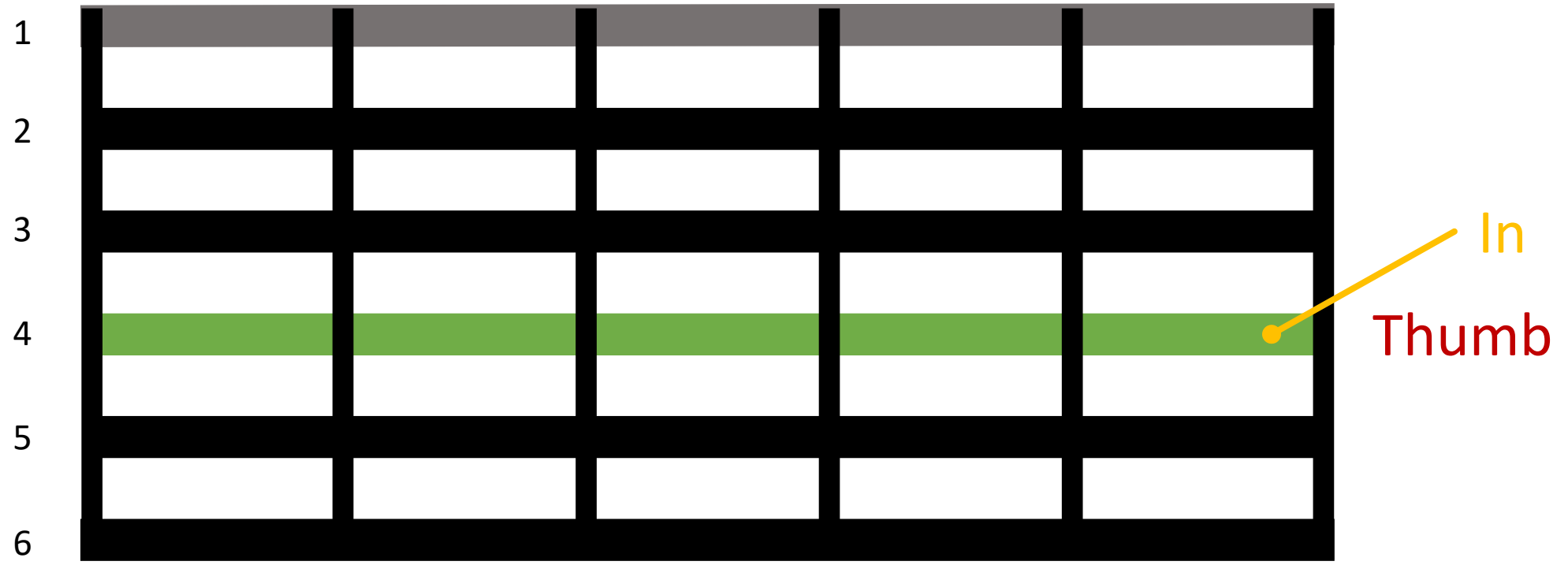
BEAT: 3 &



BEAT: 3 &



BEAT: 4 &





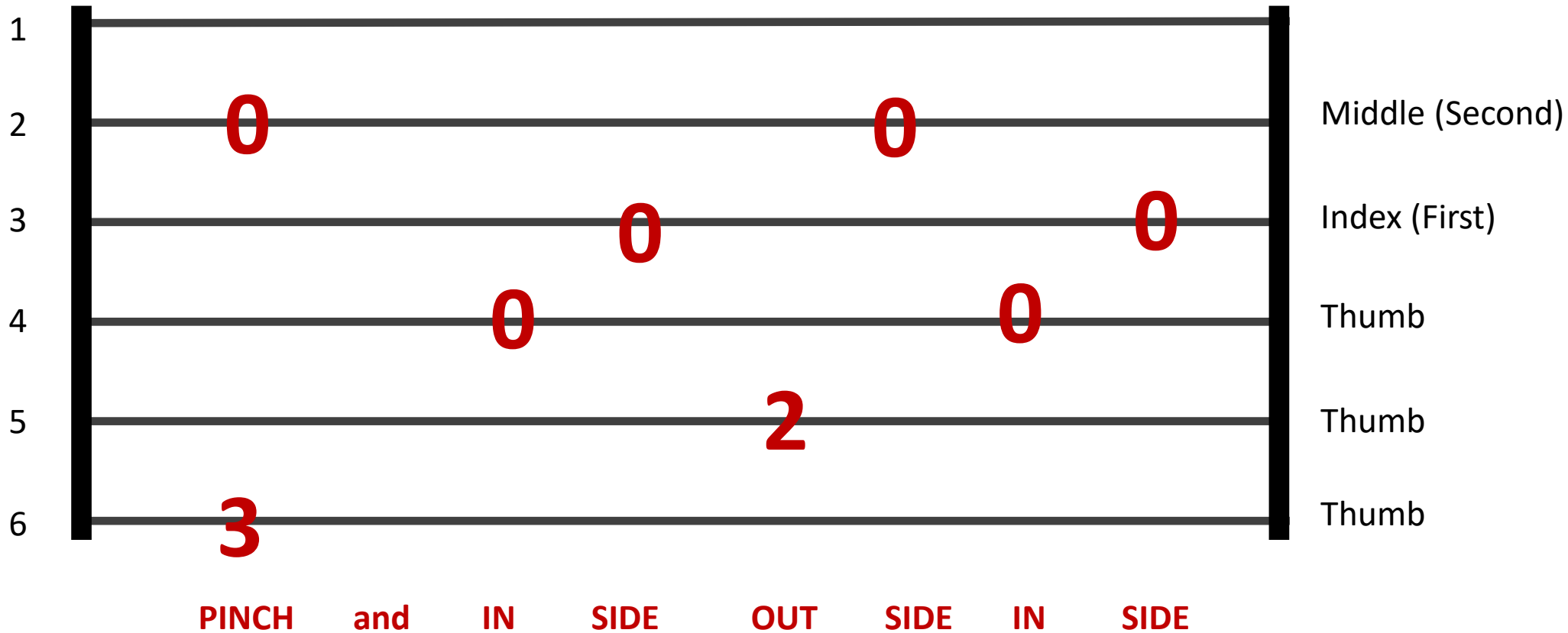
BEAT: 4 &



G open & E or Em  
and similar  
bar chords

# G

BEAT: 1 & 2 & 3 & 4 &



# Em

BEAT: 1 & 2 & 3 & 4 &

String	1	2	3	4
6	0			
5				2
4		2		2
3			0	0
2		0		
1				

String Labels (Right): Middle (Second), Index (First), Thumb, Thumb, Thumb

Strumming Pattern (Bottom): PINCH, IN, SIDE, OUT, SIDE, IN, SIDE

# Fmaj (barre chord)

BEAT: 1 & 2 & 3 & 4 &

1  
2  
3  
4  
5  
6

1  
1  
1  
2  
2  
1

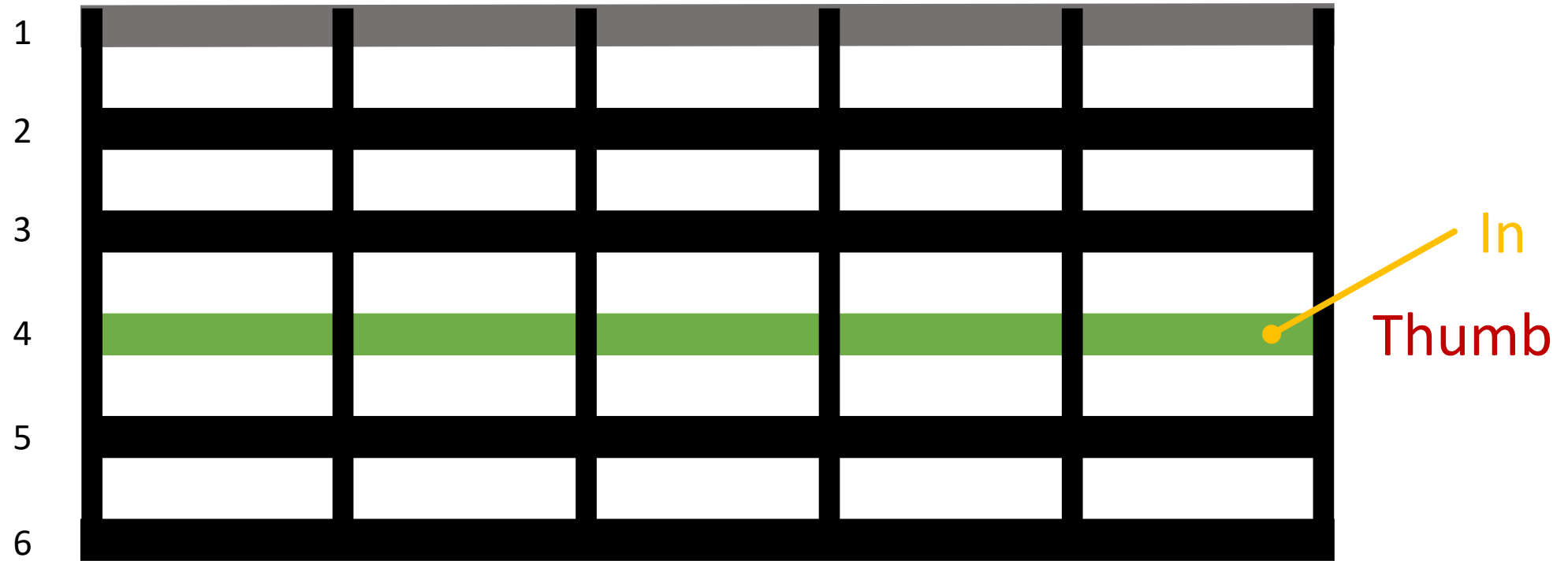
PINCH and IN SIDE OUT SIDE IN SIDE

Middle (Second)  
Index (First)  
Thumb  
Thumb  
Thumb

# BEAT: 1 &



BEAT: 2 &



BEAT: 2 &






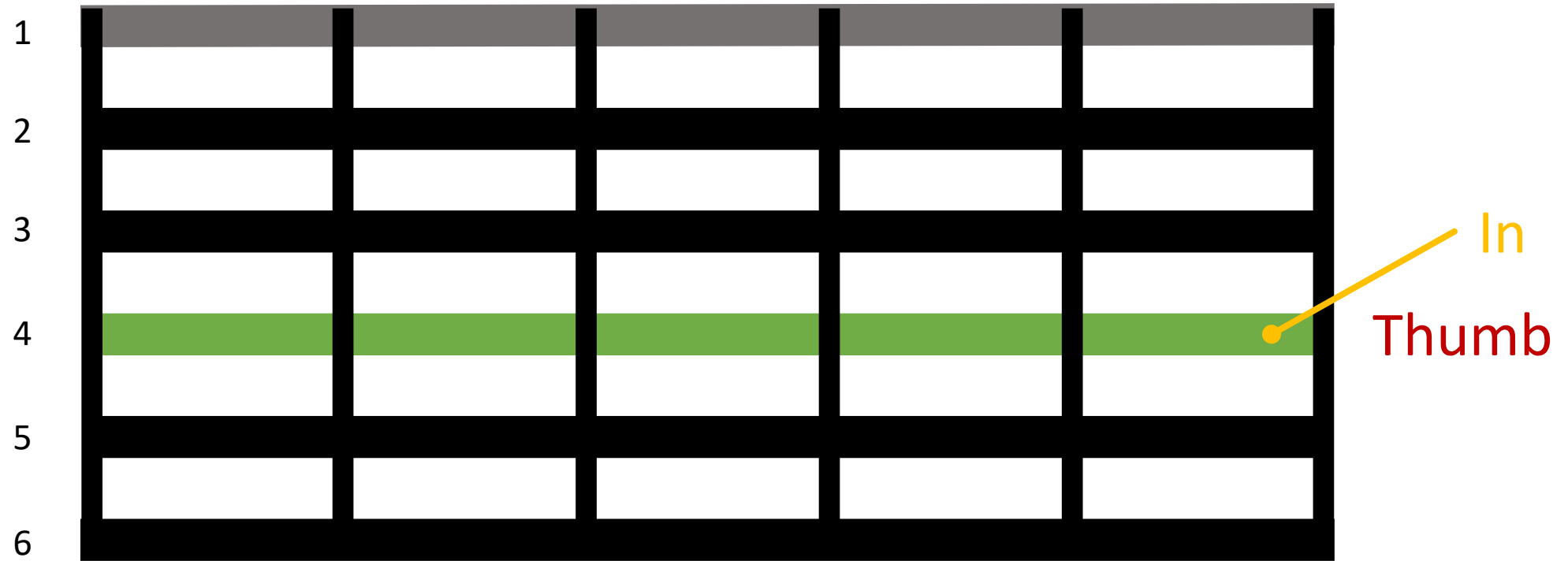
BEAT: **3** &



BEAT: 3 &



BEAT: 4 &



BEAT: 4 &

